

OVBSC full trash pumps are attached to a 208cc gasoline LCT engine, mounted on a tubular safety orange frame.

ACCESSORIES INCLUDED:
Rubber Feet, Strainer, Couplings, Plug Wrench



IDEAL FOR COMMERCIAL & AGRICULTURAL APPLICATIONS

Low maintenance combined with a powerful 6 HP LCT gasoline engine ensures steady operation and maximum performance. Durable 1.5" frame has the lightest weight in its class.




EPA APPROVED

MODEL P8UTP-YMZNZ PUMP FEATURES

Pump Type	Full Trash
Solids Handling (in.)	1.25
Impeller	Twin Blade / Cast Iron
Drive System	Direct Threaded PTO
Seal Type	Ceramic
Max Flow (GPH)	19,200
Pump Material	Aluminium
Pump Inlet (in.)	3
Suc. Lift (ft.)	25
Total Hd Lift (ft.)	80
Pump Outlet (in.)	3
Outlet Capacity (GPM)	320


ENGINE FEATURES

Engine Type	OHV
Displacement	208cc
Bore / Stroke (in.)	2.75 x 2.12
Compression	8.5:1
Fuel Consumption (max discharge) (gal/hr)	0.48
Minimum Run Time (hrs.)	1.75
Low Oil Shutoff	Included
Fuel	87 Oct Minimal <10% Ethanol
Frame (in.)	1.5 Tube
Dimensions (in.)	25 x 19 x 20
Dry Weight (lbs.)	100



POWERED BY
LCT ENGINES


ALSO FEATURES:



**RUBBER COATED
SERVICE BOLTS**



CERAMIC SEAL



**TWIN BLADE
IMPELLER**

OVBSC 3" gasoline full trash pumps are considered the industry's most rugged direct drive full trash pumps available. The aluminum pump body construction, the twin blade cast iron impeller and the rubber molded service bolts all contribute to a product made to handle the most harshest conditions possible. The pumps are driven by the LCT OHV 208cc engine which is the most powerful engine in its class. Oversized frame provides protection and Coast Guard Safety Orange meets regulatory requirements.

Proven. Durable.

Exceptional products at competitive pricing in today's marketplace.

619 Clarkdun Court Brentwood, TN 37027
Office: 615.293.0149 Fax: 615.760.5488 www.ovbsc.com